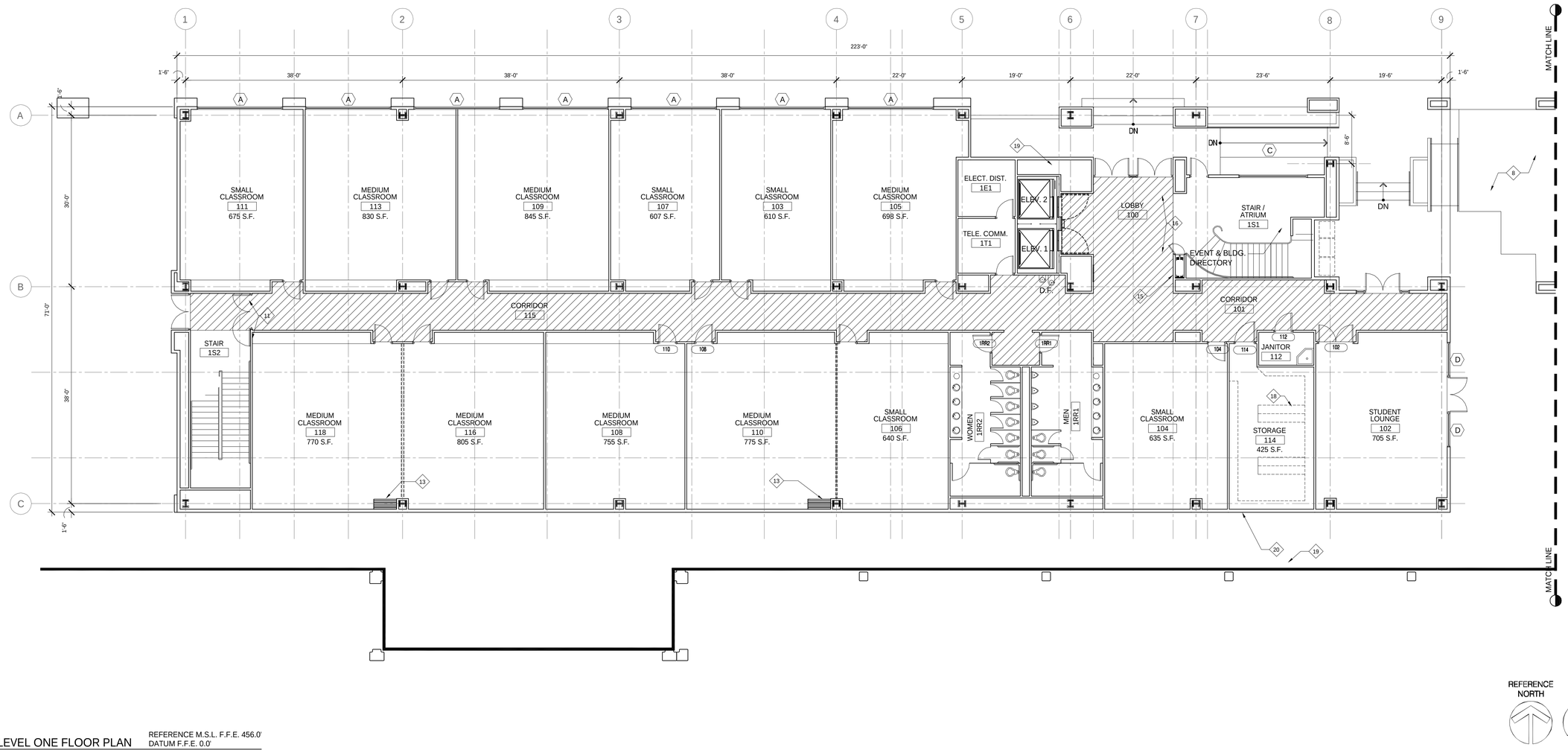

C1 LEVEL ONE FLOOR PLAN
A2.1 SCALE: 1/8" = 1'-0"

REFERENCE M.S.L. F.F.E. 456.0'
DATUM F.F.E. 0.0'

REFERENCE NORTH
TRUE NORTH

DEMO KEYNOTES

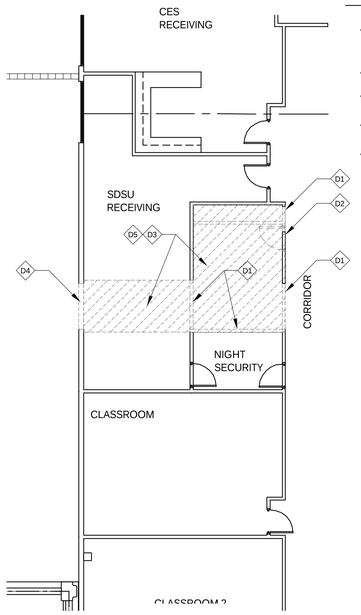

- D1 REMOVE EXISTING WALLS, WALL OUTLETS AND ANY OTHER APPURTENANCES AND PATCH DISTURBED SURFACES MATCH EXISTING
- D2 REMOVE AND RELOCATE DOOR AND DOOR FRAME
- D3 REMOVE EXISTING FLOOR FINISH AS NECESSARY FOR NEW FLOOR
- D4 SAW CUT EXISTING EXTERIOR WALL FOR NEW OPENING
- D5 REMOVE EXITING CEILING , CEILING LIGHTS OF ENTIRE REMODEL AREA FOR NEW WORK

E1 EXISTING FIRST FLOOR PLAN - DEMO
A2.1 SCALE: 1/8" = 1'-0"

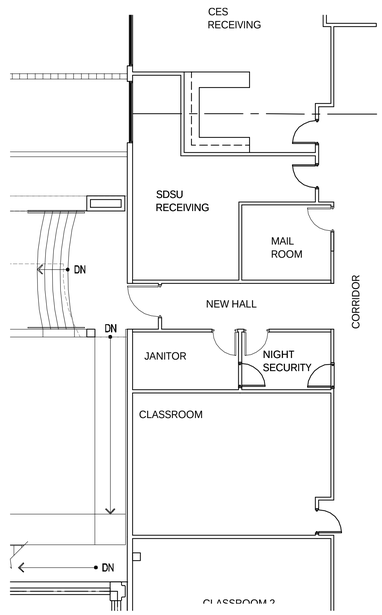

E3 EXISTING FIRST FLOOR PLAN - NEW
A2.1 SCALE: 1/8" = 1'-0"

SHEET KEYNOTES

1. LINE OF BRIDGE OF ABOVE.
2. CMU SCREEN WALL FOR TRANSFORMER, WITH PLASTER FINISH.
3. AREA DRAIN.
4. ROOF DRAIN & OVERFLOW @ ROOF DECK.
5. LANDSCAPE/BENCH, SEE EXTERIOR ELEVATIONS.
6. EXISTING LOADING AREA TO REMAIN.
7. CMU RETAINING WALL, PLASTER FINISH.
8. LANDSCAPE AREA
9. TRAFFIC BOLLARD.
10. PROVIDE CANTILEVERED STRUCTURAL SUPPORT AND SLIP JOINT @ COLUMN FOR BRIDGE ABOVE.
11. GUARDRAIL, SEE
12. WATERPROOF STRUCTURAL SEPARATION JOINT W/ALUM. COVERPLATE.
13. OPERABLE PARTITION
14. 4" CONCRETE CURB.
15. MECH. PIPING
16. FIRE SMOKE RATED DOORS WITH MAGNETIC HOLD OPEN DEVICE.
17. BRIDGE SUPPORT COLUMN, SEE STRUCTURAL DRAWINGS.
18. MILLWORK PER EQUIPMENT SCHEDULE
19. MECH. SHAFT
20. 4HR AREA SEPARATION WALL.
21. FIRE RISER.
22. EXISTING ROLL UP DOORS.
23. FOR EXTERIOR HARDSCAPE, SEE L2.0.
24. HANDRAIL.
24. PAINTED METAL DOORS, LOCKABLE. 3'-0" x 9'-0".

GENERAL NOTES

1. SEE SHEET A2.1-OPT FOR OPTION-A LEVEL ONE FLOOR PLAN.
2. ALL WALLS TO BE MIN. 3-5/8" STUDS, FULL HEIGHT INSULATED, U.N.O.

LEGEND

- 1HR CORRIDOR
- 2HR WALLS
- 4HR SEPARATION WALL
- C.R. CARD READER/ACCESS CONTROLS.
- X DOOR TYPE. SEE SHEET A10.2.
- # ENHANCEMENT NUMBER

ARCHITECTS
MDWF

ARCHITECTS
MOSHER DREW WATSON FERGUSON

4206 WEST POINT LOMA BOULEVARD
SUITE 200
SAN DIEGO, CALIFORNIA 92110
TELEPHONE (619) 223-2400
FAX NO. (619) 223-3017

LARRY HOEKSEMA AIA
DONALD LEONARD AIA
WILLIAM MAGNUSON AIA

All ideas, designs, and arrangements indicated on these drawings are the property of Architects Mosher/Drew/Watson/Ferguson and are intended to be used in connection with this specific project only and shall not otherwise be used for any purpose whatsoever without the written consent of Architects Mosher/Drew/Watson/Ferguson. There shall be no changes or deviations from these drawings or the accompanying specifications without the written consent of Architects Mosher/Drew/Watson/ Ferguson.

SDSU
San Diego State University

GATEWAY BUILDING ADDITION
COLLEGE OF EXTENDED STUDIES

MEP BID SET 10-10-2002

Drawn	:
Checked	:
Project No.	: 02016.00
Date	: OCT. 23, 2002
Revisions	:

LEVEL ONE FLOOR PLAN

APPROVED SPACE PLAN

NOT FOR CONSTRUCTION
MEP BID SET

A2.1

Sheet Of ##